


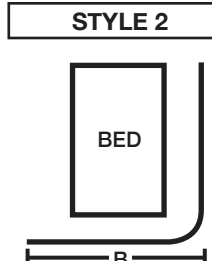
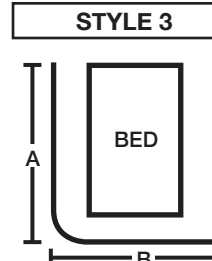
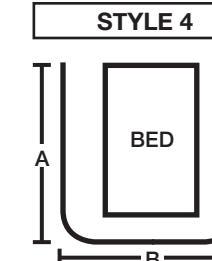
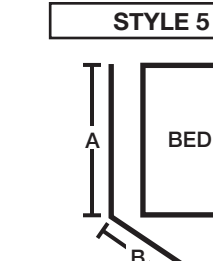
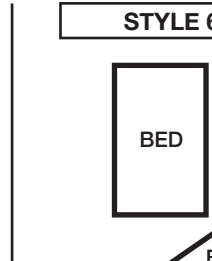
QUOTATION REQUEST FORM

Contact: <input style="width:95%;" type="text"/>	Email Address: <input style="width:95%;" type="text"/>
Company Name: <input style="width:25%;" type="text"/> Project: <input style="width:25%;" type="text"/>	Phone: <input style="width:25%;" type="text"/> Fax: <input style="width:25%;" type="text"/>
Address: <input style="width:95%;" type="text"/>	City, State, Zip: <input style="width:95%;" type="text"/>

- QUOTE TRACK ONLY
 QUOTE CUBICLE CURTAINS ONLY
 QUOTE TRACK AND CUBICLE CURTAINS
 CEILING MOUNTED TRACK OR
 SUSPENDED TRACK (_____ " from ceiling) TRACK LAYOUT

**TRADITIONAL CURTAINS
SIMPLY 66**

Track layout is top view looking down at bed. Please provide actual track measurements only. **We will add for fullness & adjust for length**

STYLE 1	STYLE 2	STYLE 3	STYLE 4	STYLE 5	STYLE 6
					
Length A: <input style="width:40px;" type="text"/> inches Ceiling to floor: <input style="width:40px;" type="text"/> inches Quantity: <input style="width:40px;" type="text"/>	Length A: <input style="width:40px;" type="text"/> inches Length B: <input style="width:40px;" type="text"/> inches Ceiling to floor: <input style="width:40px;" type="text"/> inches Quantity: <input style="width:40px;" type="text"/>	Length A: <input style="width:40px;" type="text"/> inches Length B: <input style="width:40px;" type="text"/> inches Ceiling to floor: <input style="width:40px;" type="text"/> inches Quantity: <input style="width:40px;" type="text"/>	Length A: <input style="width:40px;" type="text"/> inches Length B: <input style="width:40px;" type="text"/> inches Length C: <input style="width:40px;" type="text"/> inches Ceiling to floor: <input style="width:40px;" type="text"/> inches Quantity: <input style="width:40px;" type="text"/>	Length A: <input style="width:40px;" type="text"/> inches Length B: <input style="width:40px;" type="text"/> inches Ceiling to floor: <input style="width:40px;" type="text"/> inches Quantity: <input style="width:40px;" type="text"/>	Length A: <input style="width:40px;" type="text"/> inches Length B: <input style="width:40px;" type="text"/> inches Ceiling to floor: <input style="width:40px;" type="text"/> inches Quantity: <input style="width:40px;" type="text"/>

FABRIC SELECTION	ORDER PREFERENCE	*MESH REQUIRED BY FIRE CODE
-------------------------	-------------------------	------------------------------------

Fabric Pattern: _____

Fabric Color: _____

If you have a web email application such as Yahoo or Gmail, please save this form and email to **cs@ALCOSales.com** as an attachment.

- TOP MESH**
- Yes Top Mesh
- No Top Mesh

- TIE BACKS**
- Yes Tie Backs
- No Tie Backs

Special Instructions: _____

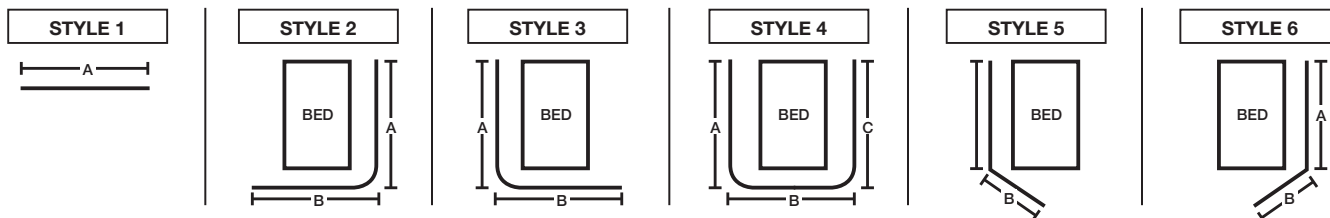
Facility: _____ Contact: _____

Area: _____ Phone: _____ Fax: _____

Date: _____ Email: _____

Address: _____ City: _____ State: _____ Zip: _____

Track layout is top view looking down at bed. Provide actual track measurements only. We add for fullness & deduct 12" for length.



- QUOTE TRACK ONLY QUOTE CUBICLE CURTAINS ONLY QUOTE TRACK AND CUBICLE CURTAINS

- CEILING MOUNTED TRACK OR SUSPENDED TRACK (_____ " from ceiling) TRACK LAYOUT
- TRADITIONAL CURTAINS SIMPLY 66 WHAT'S SIMPLY 66?

FABRIC SELECTION

Fabric Pattern: _____ Fabric Color: _____

Yes Top Mesh No Top Mesh
 Yes Tie Backs No Tie Backs

Special Instructions: _____

UNLESS SPECIFIED, FINISHED CURTAINS WILL HANG 10-12" FROM FLOOR

TRACK STYLE	QUANTITY	SIDE A	SIDE B	SIDE C	CEILING TO FLOOR	NOTES