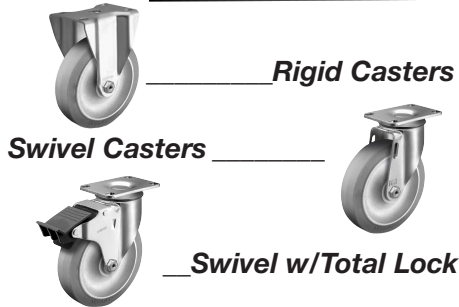


Caster & Wheel Selection Guide

Please Measure your existing casters (if applicable), provide us with the required information and FAX, mail or email the form to us!
We will have one of our "Caster Experts" review your form and choose the caster that's right for you.
They will then contact and advise you of the available choices for final approval of the order!



Top Plate Bolt Holes

A. _____ Inches
B. _____ Inches

Wheel Diameter
_____ Inches

Load Height
_____ Inches

QUANTITY _____

Stem Caster



Please Circle Stem Type:




- 1 - Central Locking (Short/Long Stem)
- 2 - Wood Furniture Stem
- 3 - Solid Metal Stem
- 4 - Grip Ring Stem
- 5 - Threaded Stem
Threads/Inch: _____
- 6 - Square Stem
- 7 - Round Expandable Stem
- 8 - Square Expandable Stem
- 9 - Threaded Pipe Stem
- 10 - Hollow King Pin Stemless

Stem Length **Wheel Diameter**
A. _____ Inches _____ Inches

Stem Diameter **Load Height**
B. _____ Inches _____ Inches

Name _____
Facility Name _____
Address _____
City _____ State _____
Zip _____ Phone (____) _____
Fax (____) _____ PO# _____
Email _____

Replacement Wheel




Wheel Diameter
A. _____ In.

Tire Width
B. _____ In.

Hub Width
C. _____ In.

Axle Diameter
D. _____ In.



Bearing Type:

- _____ Plain (Sleeve)
- _____ Delrin
- _____ Ball
- _____ Roller
- _____ Precision Ball

Additional Options:

Wheel Material:
_____ Grey Soft Non-Marking Rubber
_____ Polyurethane
Other: _____
Weight Capacity _____ lbs./Wheel
of Locking Needed _____
of Non-Locking Needed _____
Please Specify: Wheel Qty _____
_____ For Caster or _____ Replacement
_____ Total Lock Brake

ALCO
ALCO SALES & SERVICE
6851 High Grove Blvd
Burr Ridge, IL 60527
Ph: 800-323-4282
Fax: 800-950-1167
www.alcosales.com
info@alcosales.com