

DIAGNOSTIC

SPHYGMOMANOMETERS



Wall



Mobile



Integrated Wall System



Palm

OPHTHALMOSCOPES & OTOSCOPES



Sets



Heads



Chargers

LARYNGOSCOPES



Single Patient Use

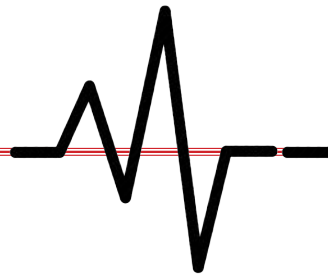


Macintosh or Miller



Standard or Fiber Optic

DIAGNOSTIC



BLOOD PRESSURE MONITORS

PULSE OXIMETERS



Arm

Wrist

Bariatric



THERMOMETERS



Ear



Single Patient Use



SureTemp



Non-Contact



Pediatric

STETHOSCOPES



Littmann®



Nurse



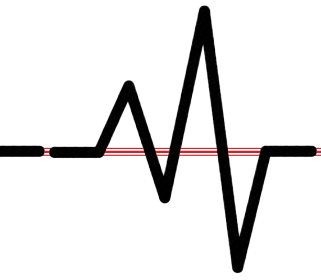
Dual Head



Single Patient Use



Sprague Rappaport



DIAGNOSTIC

VITAL SIGNS MONITORS



VAGINAL SPECULAS



SINGLE PATIENT USE



Thermometer



Stethoscope



Laryngoscope



Cuff & Bladder

ZOLL AED



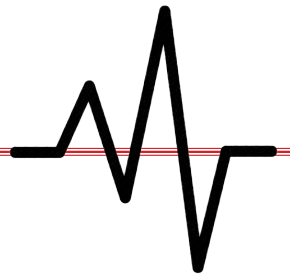
LIGHTING



BLOOD DRAWING CHAIRS



DIAGNOSTIC



SCALES



Chair



Bed



Hand Rail



Wheelchair



Floor

CONNECTORS



BATTERIES



BULBS



SPHYGMOMANOMETER PARTS



Manometers



Gauge Guards



Cuffs/Bladders



Bulbs/Valves



Baskets