


# Caster & Wheel Selection Guide

Please Measure your existing casters (if applicable), provide us with the required information and FAX, mail or email the form to us!  
We will have one of our "Caster Experts" review your form and choose the caster that's right for you.  
They will then contact and advise you of the available choices for final approval of the order!

## Plate Caster



### Top Plate Bolt Holes

A. \_\_\_\_\_ Inches  
B. \_\_\_\_\_ Inches

### Wheel Diameter

\_\_\_\_\_ Inches

### Overall Caster Height

\_\_\_\_\_ Inches

QUANTITY \_\_\_\_\_

## Stem Caster



### Please Circle Stem Type:



- 1 - Central Locking (Short/Long Stem)
- 2 - Wood Furniture Stem
- 3 - Tubular Metal Stem
- 4 - Grip Ring Stem
- 5 - Threaded Stem  
Threads/Inch: \_\_\_\_\_
- 6 - Square Stem
- 7 - Round Expandable Stem
- 8 - Square Expandable Stem
- 9 - Threaded Pipe Stem
- 10 - Hollow King Pin Stemless

### Stem Length      Wheel Diameter

A. \_\_\_\_ Inches      \_\_\_\_\_ Inches


### Stem Diameter      Overall Caster Height

B \_\_\_\_ Inches      \_\_\_\_\_ Inches

QUANTITY \_\_\_\_\_

Name \_\_\_\_\_  
Facility Name \_\_\_\_\_  
Address \_\_\_\_\_  
City \_\_\_\_\_ State \_\_\_\_\_  
Zip \_\_\_\_\_ Phone (\_\_\_\_) \_\_\_\_\_  
Fax (\_\_\_\_) \_\_\_\_\_ PO# \_\_\_\_\_  
Email \_\_\_\_\_

## Replacement Wheel



### Wheel Diameter

A. \_\_\_\_\_ In.

### Tire Width


B. \_\_\_\_\_ In.

### Hub Width


C. \_\_\_\_\_ In.

### Axle Diameter

D. \_\_\_\_\_ In.



### Bearing Type:



### Additional Options:

Wheel Material:  
\_\_\_\_\_ Grey Soft Non-Marking Rubber  
\_\_\_\_\_ Polyurethane  
Other: \_\_\_\_\_  
Weight Capacity \_\_\_\_\_ lbs./Wheel  
# of Locking Needed \_\_\_\_\_  
# of Non-Locking Needed \_\_\_\_\_  
Please Specify: Wheel Qty \_\_\_\_\_  
\_\_\_\_\_ For Caster or \_\_\_\_\_ Replacement  
\_\_\_\_\_ Total Lock Brake